

Atlas Copco

Oil-injected Rotary Screw Compressors
GX 2-7 EP/GX 7-11 EL (2-11 kW/3-15 hp)




Sustainable Productivity

Atlas Copco



New GX series: screw compressors built to last

Atlas Copco screw compressors have always set the standard for reliability and performance in the compressed air industry. With the new GX 2-7 EP and GX 7-11 EL, Atlas Copco brings the power and reliability of an industrial screw compressor to any type of small and medium sized industries.



Built-in reliability

- Rugged screw compressor technology for a 100% continuous duty cycle.
- Up to 115°F ambient temperature conditions through the selection of robust components.
- Electropneumatic operated inlet valve for stable running and long life time.



Simple and quick maintenance

- Grouped service points accessible through the removable panel.
- Spin-on oil separator and filter for easy maintenance.
- Continuous oil level display without panel removal.



Easy installation

- Multiple variants (floor or tank mounted, with or without integrated dryer) for full flexibility.
- Minimum footprint and cooling air discharge from the top allows placement against the wall or in a corner.
- Plug and play concept thanks to easy installation.
- Installation close to the point of use thanks to low sound levels.



GX 2-7 EP: COMPACT AND ECONOMICAL

- Compared to piston compressors, the GX offers reduced energy consumption and high efficiency.
- The rotary screw technology minimizes vibrations for silent operation at the lowest initial investment.
- The standard start/stop control on the GX 2-5 EP ensures the compressor only consumes power when compressed air is needed. The GX 7 EP is equipped with energy efficient load/no load control.



GX 7-11 EL: INDUSTRY-LEADING PERFORMANCE

- Thanks to load/no load control, the compressor controller switches automatically to the optimum control mode for high, low and intermittent air consumption.
- Best-in-class performance, total reliability and low power consumption.



Excellence in quality air

Untreated compressed air contains moisture, aerosols and dirt particles that can damage your system and contaminate your end product. Atlas Copco's GX compressors provide the clean, dry air that improves reliability, avoiding costly downtime and safeguarding your end products. An integrated dryer and an in-line air filter installed in the Full Feature variants do the job perfectly.

FULL FEATURE AIR DRYER

The GX 2-11 EP & EL FF is available with an advanced built-in refrigerant air dryer. This dryer cools the compressed air and removes water before it can enter your compressed air network preventing rust in your compressed air piping and avoiding damage to your air tools.

IN-LINE AIR FILTER

To make your compressed air system work fine in a variety of applications, different grade integrated air filters can be selected on GX 2-11 EP & EL FF units.

FLOW CHART

AIR FLOW

1. Inlet air filter
2. Inlet valve
3. Compression element
4. Oil separator element
5. Minimum pressure valve
6. Aftercooler
7. Air receiver

OIL FLOW

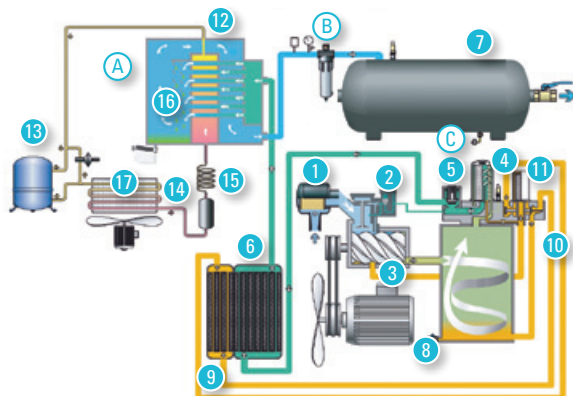
8. Oil reservoir
9. Oil cooler
10. Thermostatic valve block
11. Oil filter

REFRIGERANT FLOW

12. Evaporator
13. Refrigerant compressor
14. Condenser
15. Capillary tube
16. Water separator
17. Electronic automatic drain

OPTIONS

- A - Full Feature
- B - PDx high efficiency air filter
- C - Electronic receiver drain



Typical flow chart for the GX 7-11 EL FF

- Intake air
- Air/oil mixture
- Oil
- Wet air
- Dry air
- Water
- Refrigerant gas
- Refrigerant liquid



Technical specifications

| COMPRESSOR TYPE | Max. working pressure | | Capacity FAD | | | Installed motor power | | Noise level | Weight (kg/lbs)* | |
|----------------------|-----------------------|------|--------------|-------|------|-----------------------|-----|-------------|------------------|--------------|
| | bar(e) | psi | l/s | m³/h | cfm | kW | hp | dB(A) | Pack | Full Feature |
| 50 Hz VERSION | | | | | | | | | | |
| GX 2 EP | 10 | 145 | 4.0 | 14.4 | 8.5 | 2.2 | 3 | 61 | 165/364 | 200/441 |
| GX 3 EP | 10 | 145 | 5.3 | 19.1 | 11.2 | 3 | 4 | 61 | 165/364 | 200/441 |
| GX 4 EP | 10 | 145 | 7.8 | 28.1 | 16.5 | 4 | 5 | 62 | 165/364 | 200/441 |
| GX 5 EP | 10 | 145 | 10.0 | 36.0 | 21.2 | 5.5 | 7.5 | 64 | 165/364 | 200/441 |
| GX 7 EP | 10 | 145 | 14.0 | 50.4 | 29.7 | 7.5 | 10 | 66 | 214/472 | 264/582 |
| GX 7 EL | 7.5 | 109 | 19.6 | 70.6 | 41.5 | 7.5 | 10 | 65 | 245/540 | 314/692 |
| | 10 | 145 | 16.1 | 58.0 | 34.1 | 7.5 | 10 | 65 | 245/540 | 314/692 |
| | 13 | 189 | 12.9 | 46.4 | 27.3 | 7.5 | 10 | 65 | 245/540 | 314/692 |
| GX 11 EL | 7.5 | 109 | 27.0 | 97.2 | 57.2 | 11 | 15 | 67 | 257/567 | 326/719 |
| | 10 | 145 | 23.3 | 83.9 | 49.4 | 11 | 15 | 67 | 257/567 | 326/719 |
| | 13 | 189 | 19.0 | 68.4 | 40.3 | 11 | 15 | 67 | 257/567 | 326/719 |
| 60 Hz VERSION | | | | | | | | | | |
| GX 2 EP | 10.3 | 150 | 4.0 | 14.4 | 8.5 | 2.2 | 3 | 61 | 165/364 | 200/441 |
| GX 4 EP | 10.3 | 150 | 7.8 | 28.1 | 16.5 | 4 | 5 | 62 | 165/364 | 200/441 |
| GX 5 EP | 10.3 | 150 | 10.0 | 36.0 | 21.2 | 5.5 | 7.5 | 64 | 165/364 | 200/441 |
| GX 7 EP | 10.3 | 150 | 13.8 | 49.6 | 29.2 | 7.5 | 10 | 66 | 214/472 | 264/582 |
| GX 7 EL | 7.4 | 107 | 19.5 | 70.2 | 41.3 | 7.5 | 10 | 67 | 245/540 | 314/692 |
| | 9.1 | 132 | 17.3 | 62.3 | 36.7 | 7.5 | 10 | 67 | 245/540 | 314/692 |
| | 10.8 | 157 | 14.9 | 53.6 | 31.6 | 7.5 | 10 | 67 | 245/540 | 314/692 |
| GX 11 EL | 12.5 | 181 | 12.3 | 44.3 | 26.1 | 7.5 | 10 | 67 | 245/540 | 314/692 |
| | 7.4 | 107 | 27.8 | 100.1 | 58.9 | 11 | 15 | 68 | 257/567 | 326/719 |
| | 9.1 | 132 | 24.7 | 88.9 | 52.3 | 11 | 15 | 68 | 257/567 | 326/719 |
| | 10.8 | 157 | 22.5 | 81.0 | 47.7 | 11 | 15 | 68 | 257/567 | 326/719 |
| 12.5 | 181 | 20.0 | 72.0 | 42.4 | 11 | 15 | 68 | 257/567 | 326/719 | |

* Tank mounted variant.

EP: Electropneumatic, EL: Elektronikon.

Standard air receiver size, GX 2-7 EP: 200 l/60 gal, GX 7-11 EL: 270 l/80 gal.

Unit performance measured according to ISO 1217, latest edition.

Mean noise level (pack variant) measured according to Pneuop/Cagi PN8NTC2 test code; tolerance 3 dB(A).

| AVAILABLE OPTIONS | GX 2-7 EP | GX 2-7 EP FF | GX 7-11 EL | GX 7-11 EL FF |
|--|-----------|--------------|------------|---------------|
| Integrated aftercooler | - | - | ○ | ✓ |
| Water separator (shipped loose) | - | ✓ | ○ | ✓ |
| Timer water drain on water separator (shipped loose) | - | - | ○ | - |
| Timer drain on air receiver (tank mounted only) | ○ | ○ | ○ | ○ |
| Electronic no loss water drain on water separator (shipped loose) | - | ✓ | ○ | ✓ |
| Electronic no loss water drain on air receiver (500 l/120 gal tank mounted only) | ○ | ○ | ○ | ○ |
| Integrated DDx filter kit | - | - | - | ○ |
| Integrated high performance PDx filter kit | - | ○ | - | ○ |
| 500 l/120 gal air receiver (tank mounted only) | - | - | ○ | ○ |
| Tropical thermostat | - | - | ○ | ○ |

- : Not available

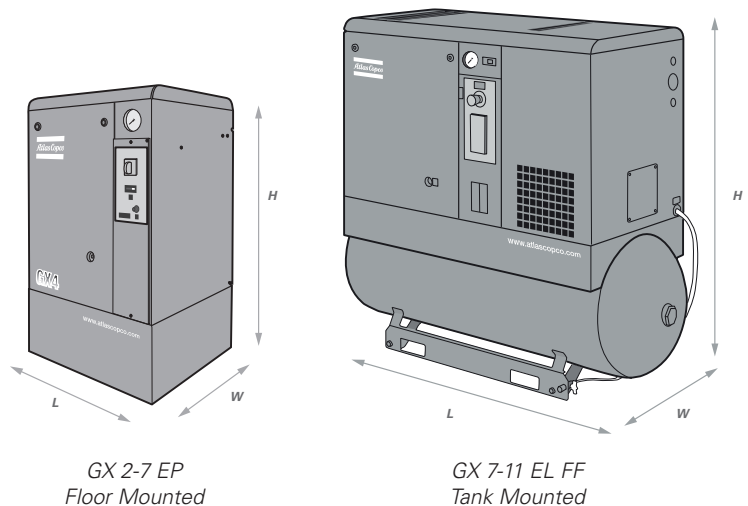
✓ : Standard

○ : Optional

| | L (in) | W (in) | H (in) |
|-----------------------------------|--------|--------|--------|
| PACK FLOOR MOUNTED | | | |
| GX 2-7 EP | 25 | 23/24* | 39 |
| GX 7-11 EL | 32/33* | 23 | 43 |
| FULL FEATURE FLOOR MOUNTED | | | |
| GX 2-7 EP | - | - | - |
| GX 7-11 EL | 48/49* | 23 | 43 |
| PACK TANK MOUNTED | | | |
| GX 2-7 EP | 56 | 23 | 50 |
| GX 7-11 EL** | 60 | 23 | 53 |
| FULL FEATURE TANK MOUNTED | | | |
| GX 2-7 EP | 56 | 23 | 50 |
| GX 7-11 EL** | 60 | 23 | 53 |

* Length with inlet grating.

** Dimensions of GX 7-11 EL tank mounted are 76 x 23 x 58 in (L x W x H) with a 132 gal vessel and 74 x 23 x 58 in (L x W x H) with a 120 gal vessel.



GX 2-7 EP
Floor Mounted

GX 7-11 EL FF
Tank Mounted



Driven by innovation

With almost 140 years of innovation and experience, Atlas Copco delivers the products and services to help maximize your company's efficiency and productivity. As a global industry leader, we are dedicated to offering high air quality at the lowest possible cost of ownership. Through continuous advancements, we strive to safeguard your bottom line and bring you peace of mind.



Local interaction

Atlas Copco Compressors LLC is part of the CompressorTechnique Business Area, and its headquarters are located in Rock Hill, SC. The company manufactures, markets, and services oil-free and oil-injected stationary air compressors, air treatment equipment, and air management systems, including local manufacturing of select products. In each of the past five years, Atlas Copco Compressors has continually increased investments in new U.S. facilities with major manufacturing, production, and distribution facilities located in Texas, North Carolina and South Carolina. Across all of our different business types and brands, Atlas Copco employs approximately 4,000 people in the U.S.



Committed to sustainability

In 2012, Atlas Copco AB was named one of the Top 100 Sustainable Companies in the World for the sixth year, and since 2011 has been recognized by Forbes, Thomson-Reuters and Newsweek, among others, for our commitment to innovation and sustainability. All Atlas Copco Compressors facilities in the United States are triple certified to ISO 14001, ISO 9001 and OHSAS 18001; a set of standards to protect the environment, ensure product quality, and promote our employees' health and occupational safety.

www.atlascopco.us

866-344-4887

